



**e-Safety Education and Programming  
Implementation Strategy Options  
GOLD/Gold Plus Subscription  
2015-2016**

i-SAFE e-Safety curriculum is typically comprehensive and provides a unique approach to e-Safety education by meaningfully integrating the elements of current research and current best practices in pedagogy and instructional design with pertinent e-Safety topics. This curricular design is further enhanced with:

- 1) Flexible options to accommodate different classroom environments;
- 2) Lessons and activities targeting a variety of learning modalities to effectively reach all learners; and
- 3) Materials that can be integrated appropriately in a cross-curricular manner.

Other benefits of i-SAFE's e-Safety instructional materials include:

- 1) A library of 389 lessons across all pre-primary through secondary grade levels:
  - a. 137 e-Safety lessons for E-Rate Compliance/E-Rate Plus subscribers
  - b. 389 e-Safety lessons for GOLD/GOLD Plus subscribers
- 2) Curricula can be scaffolded from year-to-year at each grade level, and
- 3) Lessons offer more options with additional materials such as:
  - a. Digital learning resources
  - b. PowerPoint presentations
  - c. Related HTML activities
  - d. Video Webcasts
  - e. Corresponding teacher resource newsletters

Curriculum lessons cover e-Safety basics (e.g., digital safety and digital communication & citizenship) as well as current issues and trends (e.g., social networking, cyber harassment, mobile phone use, etc.). Each lesson stresses empowerment and enrichment opportunities with a full range of support materials to enable successful completion. For purposes of thematic/topical alignment, curriculum lessons have been arranged into the following "modules":

<b>Code</b>	<b>MODULE</b>	<b>Available for ages (grades)</b>
<b>DCC</b>	Digital Communication & Citizenship	Ages 5–17 (US grades K-12)
<b>DS</b>	Digital Safety	Ages 5–17 (US grades K-12)
<b>DSS</b>	Digital Security Skills & Practices	Ages 5–17 (US grades K-12)
<b>OCC</b>	Online Contacts & Connections	Ages 8–17 (US grades 3-12)
<b>OCO</b>	Online Creativity & Ownership	Ages 6–17 (US grades 1-12)
<b>CML</b>	21 <sup>st</sup> Century Media Literacy	Ages 10–17 (US grades 5-12)
<b>IOE</b>	ICT Outreach & Empowerment	Ages 10–17 (US grades 5-12)
<b>ER</b>	E-Rate ( <i>has 3 sub-topic modules</i> ):	Ages 5–17 (US grades K-12)

**AOB** = Appropriate Online Behavior  
**CB** = Cyber Bullying  
**SN** = Social Networking and Chat Rooms

**NOTE:** The topical “modules” are intended to assist educators in creating a program of instruction that best suits the needs of each unique class. Therefore, the sequence of lessons is not critical. However, it is recommended that the early elementary grades be presented and taught the lessons and activities in the Digital Communication & Citizenship (DCC) module first to provide a better basis of understanding of the abstract concept of cyberspace.

NOW – 2013 and LATER		BEFORE – 2009-2012	
<b>Module Name</b>	<b>Code</b>	<b>Code</b>	<b>Module Name</b>
Appropriate Online Behavior (e-Rate) =	<b>AOB</b>	<b>AOB</b>	= Appropriate Online Behavior (e-Rate)
Cyber Bullying (e-Rate) =	<b>CB</b>	<b>CB</b>	= Cyber Bullying (e-Rate)
Social Networking (e-Rate) =	<b>SN</b>	<b>SN</b>	= Social Networking (e-Rate)
Digital Communication & Citizenship =	<b>DCC</b>	<b>CCC</b>	= Cyber Community Citizenship
Online Contacts & Connections =	<b>OCC</b>	<b>CPI</b>	= Cyber Predator Identification
Digital Security Skills & Practices =	<b>DSS</b>	<b>CS</b>	= Cyber Security
21st Century Media Literacy =	<b>CML</b>	<b>DL</b>	= Digital Literacy
Online Creativity and Ownership =	<b>OCO</b>	<b>IP</b>	= Intellectual Property
ICT Outreach & Empowerment =	<b>IOE</b>	<b>OER</b>	= Outreach, Empowerment and Review
Digital Safety =	<b>DS</b>	<b>PSO</b>	= Personal Safety Online

The complete library of e-Safety curriculum lessons, including short lesson content descriptions, is presented in “Schedule A” of your institution’s “Subscription & License Agreement” and in the “Curriculum SCOPE 2015-2016” document.

Because districts, schools, classrooms and students are unique and have different needs, the Implementation Strategy Options (for each grade level) presented in this document are suggestions that are offered and intended to help you design your own strategy/plan for implementing Internet safety education.





In most cases, there are more e-Safety curriculum lessons available for each grade level than can be taught in any single academic period (i.e., quarter, semester or year). The large number of lesson options enables you to plan and coordinate with other teachers to ensure that lessons taught at one grade level are not redundantly taught in the next higher grade level.

This is how you begin to develop your e-Safety education Implementation Strategy:

- STEP #1:** Decide how many hours of class time (i.e., for each grade level) will be dedicated to e-Safety education lessons during each school semester, quarter or year; then
- STEP #2:** For each grade level, find/select the strategy OPTION that corresponds to the number of classroom hours you identified in STEP #1; then
- STEP #3:** Select the specific e-Safety topic lessons (from the E-Rate Modules (i.e., AOB, CB and SN categories) and the DCC, DS, DSS, OCC, OCO, CML and IOE modules that will be taught during class hours you determined for each grade level.

## Implementation Strategy Options – Kindergarten

### E-Rate e-Safety Lessons (38):

- Grade K Identity Basics – AOB
- Online Behavior with Netiquette – AOB
- Computer Safety Fun: The ABCs of Digital Safety with Dot & i [26 separate lessons] – AOB
- Electronic Messaging Safety Basics – AOB
- Text Message Etiquette with Dot & i – AOB [digital] 
- Cyber Bully Talk with Dot & i – CB [digital] 
- Cyber Bully Response: What You Can Do – CB [digital] 
- Super Cyber Buddies – CB
- Music and Movement: Cyber Bully – CB
- Social Media and Privacy with Dot & i – SN [digital] 
- Safe Social Networking Strategies: TWITTER as a Learning Tool for K-8 Classrooms – SN
- Basic Concepts of Online Socializing – SN
- Music and Movement: I've Got a Buddy – SN

---

### e-Safety Lessons (32):

- The Cyber Community – DCC
- Music and Movement: Know the Turf – DCC
- Music and Movement: i-S-A-F-E – DCC
- Personal Information – DS
- **Acceptable Use Policies UNIT:** (3 activities)
  - Activity 1 – Create a Poster – DS
  - Activity 2 – Create a Brochure – DS
  - Activity 3 – Create a Pledge – DS
- Music and Movement: Ask an Adult (When You Login) – DS
- Music and Movement: You've Got to Follow the Plan – DS
- Music and Movement: Safe as Can Be – DS
- **Dot & i's Straight-Up Safety Talk UNIT:** (6 lessons)
  - Introduction and Safe Browsing – DS
  - Personal Information – DS
  - Usernames and Passwords – DS
  - Communicate Safely – DS
  - Netiquette – DS
  - Signing Off – DS
- **Gr. K-2 Dot & i's Essentials to Stay Cyber Secure UNIT:** (5 lessons)
  - Introduction to Cyber Security – DSS
  - Passwords – DSS
  - Computers Get Sick – DSS
  - Malware – DSS
  - Keep it Healthy – DSS
- Grade K Cyber Security – DSS
- Build A Bulletin Board About Cyber Security – DSS
- Music and Movement: Cyber Germs – DSS
- **Dot & i's Introduction to the Internet UNIT:** (8 lessons)
  - Introduction to the Internet – CML
  - The World Wide Web – CML
  - Web Browsers – CML
  - Understanding the URL – CML
  - Search Engines – CML
  - Surfing the Net - Tips and Tricks – CML
  - Messages on the Web – CML
  - Safe and Secure Surfing – CML

Continued on next page ↓

<b><u>Lesson TYPE</u></b>	<b><u>Implementation Strategy Options</u></b>	<b><u>Lessons Taught</u></b>
---------------------------	---	------------------------------

*TEACH ONE OF THE FOLLOWING E-Rate OPTIONS:*

E-Rate	#1-Teach 1 SN or 1 CB lesson <u>PLUS</u> 1 AOB lesson	2
	#2-Teach 1 SN and 1 CB lesson <u>PLUS</u> 1-3 AOB lessons	3-5





**ALSO** *TEACH ANY PORTION OF ONE OF THE FOLLOWING OPTIONS:*

e-Safety	#1-Teach 1 DCC and 1 DS and 1 DSS lesson	1-3
	#2-Teach 1 DCC and 1 DS lesson <u>PLUS</u> 2 DSS lessons or 2 CML lessons	1-4
	#3-Teach 1 DCC lesson <u>PLUS</u> 2 DS and 2 DSS lessons or 2 CML lessons	1-5
	#4-Teach 1 DCC lesson <u>PLUS</u> 3 DS and 2 DSS lessons or 2 CML lessons	1-6
	#5-Teach 1 DCC lesson <u>PLUS</u> 4 DS and 2 DSS lessons or 2 CML lessons	1-7

<b><u>Code</u></b>	<b><u>MODULE Topics</u></b>
<b>DCC</b>	Digital Communication & Citizenship
<b>DS</b>	Digital Safety
<b>DSS</b>	Digital Security Skills & Practices
<b>OCC</b>	Online Contacts & Connections
<b>OCO</b>	Online Creativity & Ownership
<b>CML</b>	21 <sup>st</sup> Century Media Literacy
<b>IOE</b>	ICT Outreach & Empowerment
<b>AOB</b>	Appropriate Online Behavior (E-Rate)
<b>CB</b>	Cyber Bullying (E-Rate)
<b>SN</b>	Social Networking & Chat rooms (E-Rate)

## Implementation Strategy Options – Grade 1

### E-Rate Lessons (39):

- Grade 1 Online Identity Primer – AOB
- Grade 1 Safety with Online Personal Information – AOB
- Online Behavior with Netiquette – AOB
- Computer Safety Fun: The ABCs of Digital Safety with Dot & i [26 separate lessons] – AOB
- Electronic Messaging Safety Basics – AOB
- Text Message Etiquette with Dot & i – AOB [digital] 
- Cyber Bully Talk with Dot & i – CB [digital] 
- Cyber Bully Response: What You Can Do – CB [digital] 
- Super Cyber Buddies – CB
- Music and Movement: Cyber Bully – CB
- Social Media and Privacy with Dot & i – SN [digital] 
- Safe Social Networking Strategies: TWITTER as a Learning Tool for K-8 Classrooms – SN
- Basic Concepts of Online Socializing – SN
- Music and Movement: I've Got a Buddy – SN

---

### e-Safety Lessons (40):

- Our Cyber Community – DCC
- Activity to Reinforce a Positive Digital-Age Culture – DCC
- Music and Movement: Know the Turf – DCC
- Music and Movement: i-S-A-F-E – DCC
- Personal Information – DS
- **Acceptable Use Policies UNIT: (3 activities)**
  - Activity 1 – Create a Poster – DS
  - Activity 2 – Create a Brochure – DS
  - Activity 3 – Create a Pledge (school or class) – DS
- Music and Movement: Ask an Adult (When You Login) – DS
- Music and Movement: You've Got to Follow the Plan – DS
- Music and Movement: Safe as Can Be – DS

#### **Dot & i's Straight-Up Safety Talk UNIT: (6 lessons)**

- Introduction and Safe Browsing – DS
- Personal Information – DS
- Usernames and Passwords – DS
- Communicate Safely – DS
- Netiquette – DS
- Signing Off – DS
- **Gr. K-2 Dot & i's Essentials to Stay Cyber Secure UNIT: (5 lessons)**
  - Introduction to Cyber Security – DSS
  - Passwords – DSS
  - Computers Get Sick – DSS
  - Malware – DSS
  - Keep it Healthy – DSS
- Grade 1 Cyber Security: E-mail Safety Basics – DSS
- Build a Bulletin Board About Cyber Security – DSS
- Music and Movement: Cyber Germs – DSS

#### **Dot & i Intellectual Property: (7 lessons)**

- Introduction: Use your Brain – OCO
- Have an Idea – OCO
- Making Ideas Better – OCO
- Invention – OCO
- Name your Invention – OCO
- Protect your Invention – OCO
- Putting it all Together – OCO

#### **Dot & i's Introduction to the Internet UNIT: (8 lessons)**

- Introduction to the Internet – CML

Continued on next page ↓

- The World Wide Web – CML
- Web Browsers – CML
- Understanding the URL – CML
- Search Engines – CML
- Surfing the Net - Tips and Tricks – CML
- Messages on the Web – CML
- Safe and Secure Surfing – CML

<b><u>Lesson TYPE</u></b>	<b><u>Implementation Strategy Options</u></b>	<b><u>Lessons Taught</u></b>
---------------------------	---	------------------------------

*TEACH ONE OF THE FOLLOWING E-Rate OPTIONS:*

E-Rate	#1-Teach 1 SN or 1 CB lesson <u>PLUS</u> 1 AOB lesson	2
	#2-Teach 1 SN and 1 CB lesson <u>PLUS</u> 1-3 AOB lessons	3-5




**ALSO** *TEACH ANY PORTION OF ONE OF THE FOLLOWING OPTIONS:*

e-Safety	#1-Teach 1 DCC and 1 DS and 1 DSS lesson	1-3
	#2-Teach 1 DCC and 1 DS lesson <u>PLUS</u> 2 DSS lessons or 2 CML lessons	1-4
	#3-Teach 1 DCC lesson <u>PLUS</u> 2 DS and 2 DSS lessons or 2 CML lessons	1-5
	#4-Teach 1 DCC lesson <u>PLUS</u> 3 DS and 2 DSS lessons or 2 CML lessons	1-6
	#5-Teach 1 DCC lesson <u>PLUS</u> 4 DS and 2 DSS lessons or 2 CML lessons	1-7

<b><u>Code</u></b>	<b><u>MODULE Topics</u></b>
<b>DCC</b>	Digital Communication & Citizenship
<b>DS</b>	Digital Safety
<b>DSS</b>	Digital Security Skills & Practices
<b>OCC</b>	Online Contacts & Connections
<b>OCO</b>	Online Creativity & Ownership
<b>CML</b>	21 <sup>st</sup> Century Media Literacy
<b>IOE</b>	ICT Outreach & Empowerment
<b>AOB</b>	Appropriate Online Behavior (E-Rate)
<b>CB</b>	Cyber Bullying (E-Rate)
<b>SN</b>	Social Networking & Chat rooms (E-Rate)

## Implementation Strategy Options – Grade 2

### E-Rate e-Safety Lessons (39):

- Grade 2 Online Personal Safety – AOB
- Grade 2 What Is An Online Identity? – AOB
- Online Behavior with Netiquette – AOB
- Computer Safety Fun: The ABCs of Digital Safety with Dot & i [26 separate lessons] – AOB
- Electronic Messaging Safety Basics – AOB
- Text Message Etiquette with Dot & i – AOB [digital]
- Cyber Bully Talk with Dot & i – CB [digital] 
- Cyber Bully Response: What You Can Do – CB [digital] 
- Grade 2 Cyber Buddies NOT Bullies – CB
- Music and Movement: Cyber Bully – CB
- Social Media and Privacy with Dot & i – SN [digital] 
- Safe Social Networking Strategies: TWITTER as a Learning Tool for K-8 Classrooms – SN
- Basic Concepts of Online Socializing – SN
- Music and Movement: I've Got a Buddy – SN

-----

### e-Safety Lessons (41):

- Cyber Citizenship – DCC
- Activity to Reinforce a Positive Digital-Age Culture – DCC
- Music and Movement: Know the Turf – DCC
- Music and Movement: i-S-A-F-E – DCC
- Personal Information – DS
- Web-Traveling Independence: Exploration of Toy and Game-associated Web Sites – DS

#### **Acceptable Use Policies UNIT:** (3 activities)

- Activity 1 – Create a Poster – DS
- Activity 2 – Create a Brochure – DS
- Activity 3 – Create a Pledge (school or class) – DS
- Music and Movement: Ask an Adult (When You Login) – DS
- Music and Movement: You've Got to Follow the Plan – DS
- Music and Movement: Safe as Can Be – DS

#### **Dot & i's Straight-Up Safety Talk UNIT:** (6 lessons)

- Introduction and Safe Browsing – DS
- Personal Information – DS
- Usernames and Passwords – DS
- Communicate Safely – DS
- Netiquette – DS
- Signing Off – DS

#### **Gr. K-2 Dot & i's Essentials to Stay Cyber Secure UNIT:** (5 lessons)

- Introduction to Cyber Security – DSS
- Passwords – DSS
- Computers Get Sick – DSS
- Malware – DSS
- Keep it Healthy – DSS
- Grade 2 Cyber Security and E-mail – DSS
- Build a Bulletin Board About Cyber Security – DSS
- Music and Movement: Cyber Germs [Ages 5-7 (US Gr. K-2)] – DSS

#### **Dot & i Intellectual Property:** (7 lessons)

Introduction: Use your Brain – OCO

- Have an Idea – OCO
- Making Ideas Better – OCO
- Invention – OCO
- Name your Invention – OCO
- Protect your Invention – OCO
- Putting it all Together – OCO

Continued on next page ↓



**Dot & i's Introduction to the Internet UNIT:** (8 lessons)

- Introduction to the Internet – CML
- The World Wide Web – CML
- Web Browsers – CML
- Understanding the URL – CML
- Search Engines – CML
- Surfing the Net - Tips and Tricks – CML
- Messages on the Web – CML
- Safe and Secure Surfing – CML

**Lesson TYPE**      **Implementation Strategy Options**      **Lessons Taught**

*TEACH ONE OF THE FOLLOWING E-Rate OPTIONS:*

E-Rate	#1-Teach 1 SN or 1 CB lesson <u>PLUS</u> 1 AOB lesson	2
	#2-Teach 1 SN and 1 CB lesson <u>PLUS</u> 1-3 AOB lessons	3-5

**ALSO** *TEACH ANY PORTION OF ONE OF THE FOLLOWING OPTIONS:*



e-Safety	#1-Teach 1 DCC and 1 DS and 1 DSS lesson	1-3
	#2-Teach 1 DCC and 1 DS lesson <u>PLUS</u> 2 DSS lessons or 2 CML lessons	1-4
	#3-Teach 1 DCC lesson <u>PLUS</u> 2 DS and 2 DSS lessons or 2 CML lessons	1-5
	#4-Teach 1 DCC lesson <u>PLUS</u> 3 DS and 2 DSS lessons or 2 CML lessons	1-6
	#5-Teach 1 DCC lesson <u>PLUS</u> 4 DS and 2 DSS lessons or 2 CML lessons	1-7

---

<b><u>Code</u></b>	<b><u>MODULE Topics</u></b>
<b>DCC</b>	Digital Communication & Citizenship
<b>DS</b>	Digital Safety
<b>DSS</b>	Digital Security Skills & Practices
<b>OCC</b>	Online Contacts & Connections
<b>OCO</b>	Online Creativity & Ownership
<b>CML</b>	21 <sup>st</sup> Century Media Literacy
<b>IOE</b>	ICT Outreach & Empowerment
<b>AOB</b>	Appropriate Online Behavior (E-Rate)
<b>CB</b>	Cyber Bullying (E-Rate)
<b>SN</b>	Social Networking & Chat rooms (E-Rate)

## Implementation Strategy Options – Grade 3

### E-Rate e-Safety Lessons (16):

- Coy and the Cyber Bully Sock Squad [digital] – CB 
- Cyber Bully Sense: CCSS Model-Aligned Series – CB
- Cyber Bullying – CB
- Safety For The Interactive Web – CB
- Fairy Tales with a 21st Century Twist – CB
- Creating A Positive Online Identity – AOB
- Citizenship in Digital Communication – AOB
- Text Messaging: A Major Misunderstanding [digital] – AOB 
- Safe Social Networking Strategies: TWITTER as a Learning Tool for K-8 Classrooms – SN
- Inappropriate Web Sites – SN
- Safeguards in Social Networking for School-Age Children: Identifying Safe Sites – SN
- Music and Movement: Chat – SN
- Text Messaging Safety – SN
- Royalties, Respect & Ownership - SN
- Mix + Match: The Magic of Making Music – SN
- Memes, Mashups & Media – SN

---

### e-Safety Lessons (30):

- Places in Cyberspace – DCC
- Cyber Citizenship and Safety Online – DCC
- Digital Citizenship Review - DCC
- Activity to Reinforce a Positive Digital-Age Culture – DCC
- **Acceptable Use Policies UNIT: (3 activities)**
  - Activity 1 – Create a Poster – DS
  - Activity 2 – Create a Brochure – DS
  - Activity 3 – Create a Pledge – DS
- Online Risks: When Private Goes Public – DS
- Web-Traveling Independence: Exploration of toy and game-associated Web sites – DS
- Cyber Security and E-mail Attachments – DSS
- Build a Bulletin Board About Cyber Security – DSS
- Security: Malicious Code in E-mail – DSS
- Spam, Scams, and Phishing – DSS
- Fairy Tales with a 21st Century Twist – DSS
- Henny Penny – Spam, Scams and Other E-Mail Disasters – DSS
- Fairy Tales with a 21st Century Twist – OCC
- Cyber Predator Protection – OCC
- **Grade 3 Intellectual Property UNIT: (4 lessons)**
  - Intellectual Property Overview – OCO
  - Vocabulary Review – OCO
  - Introduction to Piracy – OCO
  - Be Responsible with Intellectual Property – OCO
- **Creativity in the Classroom UNIT: (7 lessons)**
  - Setting the Stage for Creative Ownership – OCO
  - Property of Your Creative Mind – OCO
  - Intellectual Property and Honesty – OCO
  - Creativity and Copyright – OCO
  - Royalties, Respect and Ownership Rights – OCO
  - The Magic of Making Music – OCO
  - Memes, Mashups and Media - OCO
- Goldy Locks and the Three Bears – Understanding Intellectual Property, Copyright and Plagiarism – OCO
- App-titude: Understanding Basic Code – CML

Continued on next page ↓

<b><u>Lesson TYPE</u></b>	<b><u>Implementation Strategy Options</u></b>	<b><u>Lessons Taught</u></b>
---------------------------	---	------------------------------

*TEACH ONE OF THE FOLLOWING E-Rate OPTIONS:*

E-Rate	#1-Teach 1 CB, 1 AOB and 1 SN lesson	3
	#2-Teach 1 CB, 1 AOB and 1 SN lesson <u>PLUS</u> 1-2 other lessons	4-5
	#3-Teach 1 CB, 1 AOB and 1 SN lesson <u>PLUS</u> 3-4 other lessons	6-7



**ALSO** *TEACH ANY PORTION OF ONE OF THE FOLLOWING OPTIONS:*

e-Safety	#1-Teach 1 DCC and 1 DSS and 1 OCC lesson	1-3
	#2-Teach 1 DCC, 1 DS, 1 DSS and 1 OCC lesson	1-4
	#3-Teach 1 DCC, 1 DS, 1 DSS, 1 OCC and 1 OCO lesson	1-5
	#4-Teach 2 DCC, 1 DS, 1-2 DSS, 1 OCC and 1-4 OCO lessons	6-10
	#5-Teach 2 DCC, 1-2 DS, 3 DSS, 1 OCC and 4-8 OCO lessons	11-16
	#6-Teach 2 DCC, 3-4 DS, 4 DSS, 1 OCC and 7-11 OCO lessons	17-22

<b><u>Code</u></b>	<b><u>MODULE Topics</u></b>
<b>DCC</b>	Digital Communication & Citizenship
<b>DS</b>	Digital Safety
<b>DSS</b>	Digital Security Skills & Practices
<b>OCC</b>	Online Contacts & Connections
<b>OCO</b>	Online Creativity & Ownership
<b>CML</b>	21 <sup>st</sup> Century Media Literacy
<b>IOE</b>	ICT Outreach & Empowerment
<b>AOB</b>	Appropriate Online Behavior (E-Rate)
<b>CB</b>	Cyber Bullying (E-Rate)
<b>SN</b>	Social Networking & Chat rooms (E-Rate)

## Implementation Strategy Options – Grade 4

### E-Rate e-Safety Lessons (15):

- Coy and the Cyber Bully Sock Squad [digital] – CB 
- Cyber Bully Sense: CCSS Model-Aligned Series – CB
- Cyber Bullying – CB
- Fairy Tales with a 21st Century Twist – CB
- Keeping It Personal – AOB
- Citizenship in Digital Communication – AOB
- Text Messaging: A Major Misunderstanding – AOB [digital] 
- Safe Social Networking Strategies: TWITTER as a Learning Tool for K-8 Classrooms – SN
- Inappropriate Web Sites – SN
- Safeguards in Social Networking for School-Age Children: Identifying Safe Sites – SN
- Music and Movement: Chat – SN
- Text Messaging Safety – SN
- Royalties, Respect & Ownership - SN
- Mix + Match: The Magic of Making Music – SN
- Memes, Mashups & Media – SN

---

### e-Safety Lessons (29):

- Cyber Citizenship and Safety Online – DCC
- Netiquette In The Cyber Community – DCC
- Digital Citizenship Review - DCC
- Activity to Reinforce a Positive Digital-Age Culture – DCC
- **Acceptable Use Policies UNIT (3 activities):**
  - Activity 1 – Create a Poster – DS
  - Activity 2 – Create a Brochure – DS
  - Activity 3 – Create a Pledge (school or class) – DS
- Online Risks: When Private Goes Public – DS
- Web-Traveling Independence: Exploration of toy and game-associated Web sites – DS
- Build a Bulletin Board About Cyber Security – DSS
- Security: Malicious Code in E-mail – DSS
- Spam, Scams, and Phishing – DSS
- Fairy Tales with a 21st Century Twist – DSS
- Henny Penny – Spam, Scams and Other E-Mail Disasters – DSS
- Fairy Tales with a 21st Century Twist – OCC
- Cyber Predator Protection – OCC

#### **Grade 4 Intellectual Property UNIT (4 lessons):**

- Intellectual Property – OCO
- Vocabulary Review – OCO
- Introduction to Piracy – OCO
- Cite Your Source Responsibly – OCO
- **Creativity in the Classroom UNIT: (7 lessons)**
  - Setting the Stage for Creative Ownership – OCO
  - Property of Your Creative Mind – OCO
  - Intellectual Property and Honesty – OCO
  - Creativity and Copyright – OCO
  - Royalties, Respect and Ownership Rights – OCO
  - The Magic of Making Music – OCO
  - Memes, Mashups and Media – OCO
- Goldy Locks and the Three Bears – Understanding Intellectual Property, Copyright and Plagiarism – OCO
- App-titude: Understanding Basic Code – CML

Continued on next page ↓

<b><u>Lesson Type</u></b>	<b><u>Implementation Strategy Options</u></b>	<b><u>Lessons Taught</u></b>
---------------------------	---	------------------------------

*TEACH ONE OF THE FOLLOWING E-Rate OPTIONS:*

E-Rate	#1-Teach 1 CB, 1 AOB and 1 SN lesson	3
	#2-Teach 1 CB, 1 AOB and 1 SN lesson <u>PLUS</u> 1-2 other lessons	4-5
	#3-Teach 1 CB, 1 AOB and 1 SN lesson <u>PLUS</u> 3 other lessons	6




**ALSO** *TEACH ANY PORTION OF ONE OF THE FOLLOWING OPTIONS:*

e-Safety	#1-Teach 1 DCC and 1 DSS and 1 OCC lesson	1-3
	#2-Teach 1 DCC, 1 DS, 1 DSS and 1 OCC lesson	1-4
	#3-Teach 1 DCC, 1 DS, 1 DSS, 1 OCC and 1 OCO lesson	1-5
	#4-Teach 2 DCC, 1 DS, 1-2 DSS, 1 OCC and 1-4 OCO lessons	6-10
	#5-Teach 2 DCC, 1-2 DS, 3 DSS, 1 OCC and 4-8 OCO lessons	11-16
	#6-Teach 2 DCC, 3-4 DS, 3 DSS, 1 OCC and 8-11 OCO lessons	17-21

<b><u>Code</u></b>	<b><u>MODULE Topics</u></b>
<b>DCC</b>	Digital Communication & Citizenship
<b>DS</b>	Digital Safety
<b>DSS</b>	Digital Security Skills & Practices
<b>OCC</b>	Online Contacts & Connections
<b>OCO</b>	Online Creativity & Ownership
<b>CML</b>	21 <sup>st</sup> Century Media Literacy
<b>IOE</b>	ICT Outreach & Empowerment
<b>AOB</b>	Appropriate Online Behavior (E-Rate)
<b>CB</b>	Cyber Bullying (E-Rate)
<b>SN</b>	Social Networking & Chat rooms (E-Rate)

## Implementation Strategy Options – Grade 5

### E-Rate e-Safety Lessons (27):

- Coy and the Cyber Bully Sock Squad [digital] – CB 
- Cyber Bully Sense: CCSS Model-Aligned Series – CB
- Grade 5: Cyber Bullying – CB
- Fairy Tales with a 21st Century Twist – CB
- **Cyber Bullying: The Basics, Players and Action CCSS Model-Aligned Series:** (3 lessons)
  - Bullying and Cyber Bullying: The Basics – CB
  - Cyber Bullying: The Players – CB
  - Action Against Cyber Bullying – CB
- **Grade 5 Online Personal Safety UNIT:** (5 lessons) 
  - Introduction to Online Personal Safety – AOB
  - Safe and Secure: Choosing a Safe Screen Name – AOB
  - Safe and Secure: Creating a Strong Password – AOB
  - Online Safety Rights and Responsibilities – AOB
  - Grade 5 Personal Safety Tips: Safe Communication Skills – AOB
- Text Messaging: A Major Misunderstanding – AOB [digital] 
- Inappropriate Web Sites – SN
- Safe Social Networking Strategies: TWITTER as a Learning Tool for K-8 Classrooms – SN
- Safeguards in Social Networking for School-Age Children: Identifying Safe Sites – SN
- Text Messaging Safety – SN
- Online Sharing and Intellectual Property (with Donny the Downloader) – SN
- Safe Web Site Design – SN
- Social Networking In Online Communities – SN
- **UNIT Identity Safety:** (3 lessons)
  - Forming An Identity Online – SN
  - When Online Identity Mistakes Are Safety Risks – SN
  - From Identity Mistakes to Security Risks – SN
- Web Logs: A Positive Approach to Blogging – SN
- Royalties, Respect & Ownership - SN
- Mix + Match: The Magic of Making Music – SN
- Memes, Mashups & Media – SN

-----

### e-Safety Lessons (58):

- Cyber Community Citizenship – DCC
- Negative Networking: A Look at Gangs Online – DCC
- Activity to Reinforce a Positive Digital-Age Culture – DCC
- Integrated Literacy and Learning – Cyber Safety Focus: Digital Communication and Citizenship CCSS Model-Aligned Series – DCC
- Textiquette Basics – DCC
- **UNIT: Our Cultural Awareness Series 1: Hawaii:** (3 lessons)
  - Hawaii Cultural 1 – Our Cultural Awareness and Cyber Safety Issues of Respect – Ho’ihi – DCC
  - Hawaii Cultural 2 – Our Cultural Awareness and Cyber Safety Worlds of Friendship – DCC
  - Hawaii Cultural 3 – Our Cultural Awareness and Cyber Safety Making Connections – DCC
- Protecting Personal Information – DS
- Choosing Safe Screen Names and Passwords – DS
- **Substance Abuse Issues in an Online Culture (Workbook):** (7 lessons)
  - Understanding Substance Abuse Concerns - DS
  - Sorting It Out: Misuse of Prescription Drugs and OTCs – DS
  - Medical and Pharmaceutical Information Online – DS
  - Peer Pressure Online – DS
  - Online Advertising – DS
  - The Online Drug Culture and Social Networking – DS
  - Enrichment Activity – Wrap It Up! – DS
  - Online Shopping Risks – DS

Continued on next page ↓

**Cell Phone UNIT: (7 lessons)**

- Cell Phone Basics – DS
- Cell Phone Safety – Text Messaging – DS
- Cell Phone Safety – Cell Phone Photos/Sexting – DS
- Cell Phone Safety – Harassment – DS
- Cell Phones and Mobility – DS
- Cell Phones and School – School Considerations/Cheating – DS
- Wrap up and Review – DS

**Acceptable Use Policies UNIT: (2 lessons)**

- Know Your Code of Conduct – DS
- Learn About Acceptable Use Policies (AUP) – DS
- Computer Security Basics – DSS
- Activity: How Malicious Code Spreads – DSS
- Build a Bulletin Board About Cyber Security – DSS
- Spam, Scams, and Phishing – DSS
- Risks of Spyware – DSS
- Fairy Tales with a 21st Century Twist – DSS
- Henny Penny – Spam, Scams and Other E-Mail Disasters – DSS
- Identifying Online Predators – OCC
- Fairy Tales with a 21st Century Twist – OCC
- Cyber Predator Protection – OCC

**Intellectual Property UNIT: (6 lessons)**

- Intellectual Property Has Value – OCO
- Intellectual Property Vocabulary Practice – OCO
- Piracy Primer – OCO
- Plagiarism Essentials – OCO
- Cite Your Sources – OCO
- Let's Talk About Intellectual Property (Review PowerPoint Lesson with Donny the Downloader) – OCO

**Creativity in the Classroom UNIT: (7 lessons)**

- Setting the Stage for Creative Ownership – OCO
- Property of Your Creative Mind – OCO
- Intellectual Property and Honesty – OCO
- Creativity and Copyright – OCO
- Royalties, Respect and Ownership Rights – OCO
- The Magic of Making Music – OCO
- Memes, Mashups and Media - OCO
- Goldy Locks and the Three Bears – Understanding Intellectual Property, Copyright and Plagiarism – OCO
- App-titude: Understanding Basic Code – CML
- Digital Literacy Connections: Webcams in Our World – CML
- Current Events: Media and Society – CML
- Introduction to Media Literacy – CML
- The Power of Media – CML
- Web Site Validity and Reliability – CML
- Successful Searches for Better Digital Literacy – CML

**Continued on next page ↓**

**Lesson TYPE**                      **Implementation Strategy Options – GRADE 5**                      **Lessons Taught**

*TEACH ONE OF THE FOLLOWING E-Rate OPTIONS:*

E-Rate	#1-Teach 1 CB, 1 AOB and 1 SN lesson	3
	#2-Teach 1 CB, 1 AOB and 1 SN lesson <u>PLUS</u> 1-2 other lessons	4-5
	#3-Teach 1 CB and 1 SN lesson <u>PLUS</u> the Online Personal Safety Unit	6
	#4-Teach 1 CB lesson, the Online Personal Safety Unit <u>PLUS</u> any 2-3 SN lessons	7-8
	#5-Teach 1 CB lesson, the Online Personal Safety Unit <u>PLUS</u> the Identity Safety UNIT	8
	#6-Teach 1 CB lesson, the Online Personal Safety Unit <u>PLUS</u> any 4-6 SN lessons	9-11
	#7-Teach 1 CB lesson, the Online Personal Safety Unit <u>PLUS</u> any 7-10 SN lessons	12-15

**ALSO** *TEACH ANY PORTION OF ONE OF THE FOLLOWING OPTIONS:*

e-Safety	#1-Teach 1 DCC and 1 DSS and 1 OCC lesson	1-3
	#2-Teach 1 DCC, 1 DS, 1 DSS and 1 OCC lesson	1-4
	#3-Teach 1 DCC, 1 DS, 1 DSS, 1 OCC and 1 CML lesson	1-5
	#4-Teach 1 DCC, 1 DS, 1 DSS, 1 OCC; 1 CML and 1 IOE lesson	1-6
	#5-Teach any 7-10 (DCC, DS, DSS, OCC, CML, IOE) lessons	7-10

**OR** *CONSIDER TEACHING ANY OF THE FOLLOWING FOCUS TOPIC OPTIONS:*

**DS FOCUS – Substance Abuse**

#6-Teach the “Substance Abuse Issues in an Online Culture” lessons (7) <u>PLUS</u> any 3 (DCC, DS, DSS, OCC, CML, IOE) lessons	10
---	----

**DS FOCUS – Cell Phones**

#7-Teach the “Cell Phone UNIT” lessons (7) <u>PLUS</u> any 3 (DCC, DS, DSS, OCC, CML, IOE) lessons	10
---	----

**OCO FOCUS – Intellectual Property**

#8-Teach the “Intellectual Property UNIT” lessons (6) <u>PLUS</u> any 4 (DCC, DS, DSS, OCC, CML, IOE) lessons	10
--	----

**OCO FOCUS – Intellectual Property**

#9-Teach the “Creativity in the Classroom UNIT” lessons (6) <u>PLUS</u> any 4 (DCC, DS, DSS, OCC, CML, IOE) lessons	10
--	----

---


<b><u>Code</u></b>	<b><u>MODULE Topics</u></b>
<b>DCC</b>	Digital Communication & Citizenship
<b>DS</b>	Digital Safety
<b>DSS</b>	Digital Security Skills & Practices
<b>OCC</b>	Online Contacts & Connections
<b>OCO</b>	Online Creativity & Ownership
<b>CML</b>	21 <sup>st</sup> Century Media Literacy
<b>IOE</b>	ICT Outreach & Empowerment
<b>AOB</b>	Appropriate Online Behavior (E-Rate)
<b>CB</b>	Cyber Bullying (E-Rate)
<b>SN</b>	Social Networking & Chat rooms (E-Rate)



## Implementation Strategy Options – Grade 6

### E-Rate e-Safety Lessons (26):

#### **Grade 6 Online Personal Safety UNIT:** (5 lessons)

- Introduction to Online Personal Safety – AOB
- Protecting Online Identity – AOB
- Safeguarding Online Accounts – AOB
- Safe Communication Skills – AOB
- Online Safety Review and Action – AOB
- Real World Issues for Debate – AOB
- Text Messaging: ConTEXTual Cues– AOB [digital] 
- Grade 6 Cyber Bullying – CB
- Fairy Tales with a 21st Century Twist – CB
- Cyber Bullying is No Joke CCSS Model-Aligned Series:** (3 lessons)
- Cyber Bullying is No Joke – CB
- Upstanders Take Action – CB
- Action Plans Against Cyber Bullying – CB
- Video Webcast lesson – Cyber Harassment: Online Bullying and Stalking – CB
- Safe Social Networking Strategies: TWITTER as a Learning Tool for K-8 Classrooms – SN
- Text Messaging Safety – SN
- Online Sharing and Intellectual Property (with Donny the Downloader) – SN
- Safe Web Site Design – SN
- Social Networking In Online Communities – SN
- UNIT Identity Safety:** (3 lessons with guide)
- Forming An Identity Online – SN
- When Online Identity Mistakes Are Safety Risks – SN
- From Identity Mistakes to Security Risks – SN
- Web Logs: A Positive Approach to Blogging – SN
- Cyber Safety and Photo Management – SN
- Safeguards in Social Networking for School-Age Children: Alternatives to Facebook – SN
- A Web 2.0 World – SN
- Your Digital Footprint – SN

-----

### e-Safety Lessons (64):

- Cyber Community Citizenship DCC
- Negative Networking: A Look at Gangs Online – DCC
- UNIT: Our Cultural Awareness Series 1: Hawaii:** (3 lessons)
- Hawaii Cultural 1 – Our Cultural Awareness and Cyber Safety Issues of Respect – Ho’ihi – DCC
- Hawaii Cultural 2 – Our Cultural Awareness and Cyber Safety Worlds of Friendship – DCC
- Hawaii Cultural 3 – Our Cultural Awareness and Cyber Safety Making Connections – DCC
- Roles on the Internet -- DCC
- Safety In Online Gaming – DCC
- Textiquette Basics – DCC
- Protecting Personal Information – DS
- Choosing Safe Screen Names and Passwords – DS
- Substance Abuse Issues in an Online Culture (Workbook):** (7 lessons)
- Understanding Substance Abuse Concerns - DS
- Sorting It Out: Misuse of Prescription Drugs and OTCs – DS
- Medical and Pharmaceutical Information Online – DS
- Peer Pressure Online – DS
- Online Advertising – DS
- The Online Drug Culture and Social Networking – DS
- Enrichment Activity – Wrap It Up! – DS
- Online Shopping Risks – DS
- Cell Phone UNIT:** (7 lessons)
- Cell Phone Basics – DS

Continued on next page ↓

- Cell Phone Safety – Text Messaging – DS
- Cell Phone Safety – Cell Phone Photos/Sexting – DS
- Cell Phone Safety – Harassment – DS
- Cell Phones and Mobility – DS
- Cell Phones and School – School Considerations/Cheating – DS
- Wrap up and Review – DS
- Acceptable Use Policies UNIT: (2 lessons)**
  - Know Your Code of Conduct – DS
  - Learn About Acceptable Use Policies (AUP) – DS
- Legal Trends in Cyber Safety and Security DS
- Cyber Security UNIT: (4 lessons)**
  - Cyber Security and E-mail Protocol – DSS
  - Risks of Spyware – DSS
  - Spam Scams – DSS
  - Cyber Security Review PowerPoint lesson – DSS
- Risks of Spyware – DSS
- Integrated Literacy and Learning – Cyber Safety Focus: Action Against Malware CCSS Model-Aligned Series – DSS
- Fairy Tales with a 21st Century Twist – DSS
- Henny Penny – Spam, Scams and Other E-Mail Disasters – DSS
- Identifying Online Predators – OCC
- Avoiding Online Predators – OCC
- Fairy Tales with a 21st Century Twist – OCC
- Intellectual Property Basics UNIT – Featuring Donny the Downloader: (6 lessons)**
  - Intellectual Property Basics with Donny the Downloader – OCO
  - Music Makers’ Unknown Victims – OCO
  - Plagiarism and the World Wide Web – OCO
  - Cite Your Sources – OCO
  - Let’s Talk About Intellectual Property (Review PowerPoint Lesson with Donny the Downloader) – OCO
  - Donny the Downloader on All About Piracy PowerPoint – OCO
- Goldy Locks and the Three Bears – Understanding Intellectual Property, Copyright and Plagiarism – OCO
- Technology Foundation Series: Converting Analog to Digital – CML
- Technology Foundation Series: Innovation through the 20<sup>th</sup> Century – CML
- App-titude: Understanding Basic Code – CML
- App-titude: Evaluating Apps for Education – CML
- Digital Literacy Connections: Webcams in Our World – CML
- Current Events: Media and Society – CML
- Introduction to Media Literacy – CML
- The Power of Media – CML
- Web Site Validity and Reliability – CML
- Successful Searches for Better Digital Literacy – CML
- Internet Safety and Security: Learning through Literacy CCSS Model-Aligned Series: (4 lessons)**
  - Janice and Maria - A Bullying Story – CML
  - Katie - A Cyber Predator Story – CML
  - Mark - A Computer Virus Story – CML
  - Culminating Activity – CML
- Integrated Math and Internet Safety UNIT: (4 lessons)**
  - Introduction to Graphing with Internet Safety – IOE
  - More Graphing with Internet Safety – IOE
  - Survey and Statistics with Internet Safety – IOE
  - Statistics and Algebraic Equations with Internet Safety – IOE

Continued on next page ↓

**Lesson TYPE****Implementation Strategy Options – GRADE 6****Lessons Taught*****TEACH ONE OF THE FOLLOWING E-Rate OPTIONS:***

E-Rate	#1-Teach 1 CB, 1 AOB and 1 SN lesson	3
	#2-Teach 1 CB, 1 AOB and 1 SN lesson <u>PLUS</u> 1-3 other lessons	4-6
	#3-Teach 1 CB and 1 SN lesson <u>PLUS</u> the Online Personal Safety UNIT	7
	#4-Teach 1 CB lesson, the Online Personal Safety UNIT <u>PLUS</u> any 2 SN lessons	8
	#5-Teach 1-2 CB lessons, the Online Personal Safety Unit <u>PLUS</u> the Identity Safety UNIT	9-10
	#6-Teach 2 CB lessons, the Online Personal Safety Unit <u>PLUS</u> any 4-6 SN lessons	11-13
	#7-Teach 2 CB lessons, the Online Personal Safety Unit <u>PLUS</u> any 7-10 SN lessons	14-17
	#8-Teach 2 CB lessons, the Online Personal Safety Unit <u>PLUS</u> any 11-12 SN lessons	18-19

***ALSO TEACH ANY PORTION OF ONE OF THE FOLLOWING OPTIONS:***

e-Safety	#1-Teach 1 DCC and 1 DSS and 1 OCC lesson	3
	#2-Teach 1 DCC, 1 DS, 1 DSS and 1 OCC lesson	4
	#3-Teach 1 DCC, 1 DS, 1 DSS, 1 OCC and 1 CML lesson	5
	#4-Teach 1-2 DCC, 1 DS, 1 DSS, 1 OCC; 1 CML and 1 IOE lesson	6-7
	#5-Teach any 8-10 (DCC, DS, DSS, OCC, CML, IOE) lessons	8-10

***OR CONSIDER TEACHING ANY OF THE FOLLOWING FOCUS TOPIC OPTIONS:*****DS FOCUS – Substance Abuse**

#6-Teach the “Substance Abuse Issues in an Online Culture” lessons (7) <u>PLUS</u> any 3 (DCC, DS, DSS, OCC, CML, IOE) lessons	10
---	----

**DS FOCUS – Cell Phones**

#7-Teach the “Cell Phone UNIT” lessons (7) <u>PLUS</u> any 3 (DCC, DS, DSS, OCC, CML, IOE) lessons	10
---	----

**DSS FOCUS – Cyber Security**

#8-Teach the “Cyber Security UNIT” lessons (4) <u>PLUS</u> any 6 (DCC, DS, OCC, CML, IOE) lessons	10
--	----

**OCO FOCUS – Intellectual Property**

#9-Teach the “Intellectual Property UNIT” lessons (6) <u>PLUS</u> any 4 (DCC, DS, DSS, OCC, CML, IOE) lessons	10
--	----

**IOE FOCUS – Integrated Math and Internet Safety**



#10-Teach the “Integrated Math and Internet Safety UNIT” lessons (4) <u>PLUS</u> any 6 (DCC, DS, DSS, OCC, CML) lessons	10
--	----

---

<b><u>Code</u></b>	<b><u>MODULE Topics</u></b>
<b>DCC</b>	Digital Communication & Citizenship
<b>DS</b>	Digital Safety
<b>DSS</b>	Digital Security Skills & Practices
<b>OCC</b>	Online Contacts & Connections
<b>OCO</b>	Online Creativity & Ownership
<b>CML</b>	21 <sup>st</sup> Century Media Literacy
<b>IOE</b>	ICT Outreach & Empowerment
<b>AOB</b>	Appropriate Online Behavior (E-Rate)
<b>CB</b>	Cyber Bullying (E-Rate)
<b>SN</b>	Social Networking & Chat rooms (E-Rate)

## Implementation Strategy Options – Grade 7

### E-Rate e-Safety Lessons (28):

- Grade 7 Cyber Bullying – CB
    - **Take Action Against Cyber Bullying CCSS Model-Aligned Series:** (3 lessons)
      - School Climate, Social Norms and Cyber Bullying – CB
      - Cyber Bullying: Bystanders and Upstanders – CB
      - Coping with Cyber Bullying – Positive Planning – CB
    - Video Webcast lesson – Cyber Harassment: Online Bullying and Stalking – CB
    - Integrated Literacy and Learning – Cyber Safety Focus: Cyber Bullying CCSS Model-Aligned Series – CB
    - **Grade 7 Personal Safety UNIT:** (5 lessons) 
      - Online Community: My User Experience – AOB
      - Protecting Personal Information – AOB
      - Online Risks and Solutions – AOB
      - Online Communication Safety: Drawing the Line – AOB
      - Safe Online Community Design Challenge – AOB
    - **Thinking Things Through Series:** (2 lessons)
      - Video Sharing – AOB
      - Online Friending – AOB
    - App-titude: Real-Time Photo Chatting – AOB
    - Real World Issues for Debate – AOB
    - Text Messaging: ConTEXTual Cues [digital]– AOB 
    - Safe Web Site Design – SN
    - Safe Social Networking Strategies: TWITTER as a Learning Tool for K-8 Classrooms – SN
    - Social Networking and Intellectual Property – SN
    - Social Networking In Online Communities – SN
    - **UNIT Identity Safety:** (3 lessons with guide)
      - Forming An Identity Online – SN –
      - When Online Identity Mistakes Are Safety Risks – SN
      - From Identity Mistakes to Security Risks – SN
    - Web Logs: A Positive Approach to Blogging – SN
    - Cyber Safety and Photo Management – SN
    - Safeguards in Social Networking for School-Age Children: Alternatives to Facebook – SN
    - A Web 2.0 World – SN
    - Your Digital Footprint – SN
- 

### e-Safety Lessons (80):

- Cyber Community Citizenship – DCC
- Negative Networking: A Look at Gangs Online – DCC
- **UNIT: Our Cultural Awareness Series 1: Hawaii:** (3 lessons)
  - Hawaii Cultural 1 – Our Cultural Awareness and Cyber Safety Issues of Respect – Ho’ihi – DCC
  - Hawaii Cultural 2 – Our Cultural Awareness and Cyber Safety Worlds of Friendship – DCC
  - Hawaii Cultural 3 – Our Cultural Awareness and Cyber Safety Making Connections – DCC
- Roles on the Internet – DCC
- Safety In Online Gaming – DCC
- Textiquette Basics – DCC
- Online Shopping Risks – DS
- **Substance Abuse Issues in an Online Culture (Workbook):** (7 lessons)
  - Understanding Substance Abuse Concerns – DS
  - Sorting It Out: Misuse of Prescription Drugs and OTCs – DS
  - Medical and Pharmaceutical Information Online – DS
  - Peer Pressure Online – DS
  - Online Advertising – DS
  - The Online Drug Culture and Social Networking – DS
  - Enrichment Activity – Wrap It Up! – DS

Continued on next page ↓

**Digital Age Health Issues Mini-Lesson Series:** (7 lessons)

- Vision-Related Problems – DS
- Headaches and Seizures – DS
- Musculoskeletal Problems – DS
- Sleep Problems, Münchausen – DS
- Syndrome by Interne – DS
- Cyberchondria – Internet-Induced Health Anxiety – DS
- Addiction, Anxiety and Depression – DS

**Cell Phone UNIT:** (7 lessons)

- Cell Phone Basics – DS
- Cell Phone Safety – Text Messaging – DS
- Cell Phone Safety – Cell Phone Photos/Sexting – DS
- Cell Phone Safety – Harassment – DS
- Cell Phones and Mobility – DS
- Cell Phones and School – School Considerations/Cheating – DS
- Wrap up and Review – DS

**Acceptable Use Policies UNIT:** (2 lessons)

- Know Your Code of Conduct – DS
- Learn About Acceptable Use Policies (AUP) – DS
- Legal Trends in Cyber Safety and Security – DS
- Advanced Textiquette: Twitter Safety Strategies – DS

**Cyber Security UNIT:** (5 lessons)

- Malware Issues – DSS
- Acceptable Use Policies – DSS
- Risks of Spyware – DSS
- National Student Watch – DSS
- Cyber Security Review PowerPoint – DSS
- Computer Security – Virus Recognition and Action – DSS

**Grade 7 Intellectual Property Basics UNIT – Featuring Donny the Downloader:** (6 lessons)


- Understanding Intellectual Property – OCO
- Music Copyright In the Digital Age – OCO
- Plagiarism and the World Wide Web – OCO
- Peer-to-Peer Networking – OCO
- Let's Talk About Intellectual Property (Review PowerPoint Lesson with Donny the Downloader) – OCO
- Donny the Downloader on All About Piracy PowerPoint Lesson – OCO
- Grade 7 Identifying Online Predators – OCC
- Avoiding Online Predators – OCC
- Developing Online Predator Awareness – OCC
- Examining the Risks: "Willing Participation" – OCC
- Technology Foundation Series: Converting Analog to Digital – CML
- Technology Foundation Series: Innovation through the 20<sup>th</sup> Century – CML
- App-titude: Understanding Basic Code – CML
- App-titude: Evaluating Apps for Education – CML
- Wise Use of Wikis – CML
- Informing with Infographics – CML
- App-titude: Understanding and Using Apps – CML
- Current Events: Media and Society – CML
- Introduction to Media Literacy – CML
- The Power of Media – CML
- Web Site Validity and Reliability – CML
- Responsibility In A Digital Literacy World – CML
- Successful Searches for Better Digital Literacy – CML

**Internet Safety and Security: Learning through Literacy CCSS Model-Aligned Series:** (4 lessons)

- Janice and Maria - A Bullying Story – CML
- Katie - A Cyber Predator Story – CML
- Mark - A Computer Virus Story – CML
- Culminating Activity – CML

Continued on next page ↓

**Integrated Math and Internet Safety UNIT:** (4 lessons)

- Introduction to Graphing with Internet Safety – IOE
- More Graphing with Internet Safety – IOE
- Survey and Statistics with Internet Safety – IOE
- Statistics and Algebraic Equations with Internet Safety – IOE
- iDrive Youth Empowerment Resources (5 items counted as one lesson) – IOE 

**Service Learning Curriculum:** (8 lessons)

- Public Service Announcements – IOE
- Student Assembly Experience – IOE
- Community Leaders Meeting – IOE
- Brochure Creation/Distribution – IOE
- Orientation Presentation – IOE
- i-PARENT Presentation – IOE
- Library Safe Card Program – IOE
- Community Posters – IOE

---

<b><u>Lesson Type</u></b>	<b><u>Implementation Strategy Options – GRADE 7</u></b>	<b><u>Lessons Taught</u></b>
E-Rate	#1-Teach 1 CB, 1 AOB and 1 SN lesson	3
	#2-Teach 1 CB, 1 AOB and 1 SN lesson <u>PLUS</u> 1-3 other lessons	4-6
	#3-Teach 1 CB and 1 SN lesson <u>PLUS</u> the Online Personal Safety Unit	7
	#4-Teach 1 CB lesson, the Online Personal Safety UNIT <u>PLUS</u> any 2 SN lessons	8
	#5-Teach 1-2 CB lessons, the Online Personal Safety Unit <u>PLUS</u> the Identity Safety UNIT	9-10
	#6-Teach 2 CB lessons, the Online Personal Safety Unit <u>PLUS</u> any 4-7 SN lessons	11-14
	#7-Teach 2 CB lessons, the Online Personal Safety Unit <u>PLUS</u> any 8-11 SN lessons	15-18

**ALSO TEACH ANY PORTION OF ONE OF THE FOLLOWING OPTIONS:**

e-Safety	#1-Teach 1 DCC and 1 DSS and 1 OCC lesson	3
	#2-Teach 1 DCC, 1 DS, 1 DSS and 1 OCC lesson	4
	#3-Teach 1 DCC, 1 DS, 1 DSS, 1 OCC and 1 CML lesson	5
	#4-Teach 1-2 DCC, 1 DS, 1 DSS, 1 OCC; 1 CML and 1 IOE lesson	6-7
	#5-Teach any 8-10 (DCC, DS, DSS, OCC, CML, IOE) lessons	8-10

**OR CONSIDER TEACHING ANY OF THE FOLLOWING FOCUS TOPIC OPTIONS:**

**DS FOCUS – Substance Abuse**

#6-Teach the “Substance Abuse Issues in an Online Culture” lessons (7) PLUS any 3 (DCC, DS, DSS, OCC, CML, IOE) lessons 10

**DS FOCUS – Cell Phones**

#7-Teach the “Cell Phone UNIT” lessons (7) PLUS any 3 (DCC, DS, DSS, OCC, CML, IOE) lessons 10

**DSS FOCUS – Cyber Security**

#8-Teach the “Cyber Security UNIT” lessons (5) PLUS any 5 (DCC, DS, OCC, CML, IOE) lessons 10

**OCO FOCUS – Intellectual Property**




#9-Teach the “Grade 7 Intellectual Property Basics UNIT” lessons (6) PLUS any 4 (DCC, DS, DSS, OCC, CML, IOE) lessons 10

Continued on next page ↓

<b>CML FOCUS – Digital Literacy</b>	
#10-Teach all 5 CML lessons <u>PLUS</u> any 5 (DCC, DS, DSS, OCC, IOE) lessons	10
<b>IOE FOCUS – Integrated Math and Internet Safety</b>	
#11-Teach the “Integrated Math and Internet Safety UNIT” lessons (4) <u>PLUS</u> any 6 (DCC, DS, DSS, OCC, CML) lessons	10
<b>IOE FOCUS – Service Learning</b>	
#12-Teach the “Service Learning Curriculum” lessons (8) <u>PLUS</u> any 3-7 (DCC, DS, DSS, OCC, CML) lessons	11-15

## Implementation Strategy Options – Grade 8

### E-Rate Lessons (35):

- Grade 8 Cyber Bullying – CB
  - Take Action Against Cyber Bullying CCSS Model-Aligned Series: (3 lessons)**
    - School Climate, Social Norms and Cyber Bullying – CB
    - Cyber Bullying: Bystanders and Upstanders – CB
    - Coping with Cyber Bullying – Positive Planning – CB
  - Video Webcast lesson – Cyber Harassment: Online Bullying and Stalking – CB
  - App-titude: Real-Time Photo Chatting – AOB
  - Real World Issues for Debate – AOB
  - Grade 8 Personal Safety UNIT: (4 lessons)**
    - Your Online Safety: Understanding the Issues – AOB
    - Proactive Protection Online – AOB
    - Online Issues: Bullies and Predators – AOB
    - Grade 8 Online Personal Safety Review and Action – AOB
  - Thinking Things Through Series: (2 lessons)**
    - Video Sharing – AOB
    - Online Friending – AOB
  - Text Messaging: ConTEXTual Cues [digital]– AOB 
  - Understanding Social Networking “Terms of Use” and Intellectual Property Rights – SN
  - Safe Web Site Design – SN
  - Social Networking In Online Communities – SN
  - Safe Social Networking Strategies: TWITTER as a Learning Tool for K-8 Classrooms – SN
  - UNIT Identity Safety: (3 lessons with guide)**
    - Forming An Identity Online – SN
    - When Online Identity Mistakes Are Safety Risks – SN
    - From Identity Mistakes to Security Risks – SN
  - Web Logs: A Positive Approach to Blogging – SN
  - Cyber Safety and Photo Management – SN
  - Safeguards in Social Networking for School-Age Children: Alternatives to Facebook – SN
  - A Web 2.0 World – SN
  - Your Digital Footprint – SN
  - Inquiry Learning: Social Networking and Privacy – Facebook (5 lessons) **
    - Guided Inquiry
    - Default vs. Customized Settings
    - Exploring Privacy Settings
    - Facial Recognition
    - Photo Tagging and Privacy
  - Instagram Guide for Education (4 lessons) **
    - Instagram – My Experience
    - Instagram – A Closer Look
    - Build or Bust (Your Reputation)
    - Instagram – Beyond the Selfie

-----  
e-Safety Lessons ( 82):


- Citizenship in the Cyber Community – DCC
- Negative Networking: A Look at Gangs Online – DCC
- UNIT: Our Cultural Awareness Series 1: Hawaii: (3 lessons)**
  - Hawaii Cultural 1 – Our Cultural Awareness and Cyber Safety Issues of Respect – Ho’ihi – DCC
  - Hawaii Cultural 2 – Our Cultural Awareness and Cyber Safety Worlds of Friendship – DCC
  - Hawaii Cultural 3 – Our Cultural Awareness and Cyber Safety Making Connections – DCC
- Roles on the Internet – DCC
- Safety In Online Gaming – DCC

Continued on next page ↓



- Integrated Literacy and Learning – Focus on Cyber Safety CCSS Model-Aligned Series – DS
- Online Shopping Risks – DS
- **Substance Abuse Issues in an Online Culture (Workbook):** (7 lessons)
  - Understanding Substance Abuse Concerns – DS
  - Sorting It Out: Misuse of Prescription Drugs and OTCs – DS
  - Medical and Pharmaceutical Information Online – DS
  - Peer Pressure Online – DS
  - Online Advertising – DS
  - The Online Drug Culture and Social Networking – DS
  - Enrichment Activity – Wrap It Up! – DS
- Legal Trends in Cyber Safety and Security – DS
- Examining the Risks: “Willing Participation” – DS
- Advanced Textiquette: Twitter Safety Strategies – DS
- **Acceptable Use Policies UNIT:** (2 lessons)
  - Know Your Code of Conduct – DS
  - Learn About Acceptable Use Policies (AUP) – DS
- **Digital Age Health Issues Mini-Lesson Series:** (7 lessons)
  - Vision-Related Problems – DS
  - Headaches and Seizures – DS
  - Musculoskeletal Problems – DS
  - Sleep Problems, Münchausen – DS
  - Syndrome by Interne – DS
  - Cyberchondria – Internet-Induced Health Anxiety – DS
  - Addiction, Anxiety and Depression – DS
- **Cell Phone UNIT:** (7 lessons)
  - Cell Phone Basics – DS
  - Cell Phone Safety – Text Messaging – DS
  - Cell Phone Safety – Cell Phone Photos/Sexting – DS
  - Cell Phone Safety – Harassment – DS
  - Cell Phones and Mobility – DS
  - Cell Phones and School – School Considerations/Cheating – DS
  - Wrap up and Review – DS
- **Cyber Security UNIT:** (5 lessons)
  - Point of Attack – Malware – DSS
  - Security Risks of P2P File Sharing – DSS
  - Homeland Security – DSS
  - National Student Watch – DSS
  - Cyber Security Review PowerPoint – DSS
- Spyware Risks – DSS
- Homeland Security – DSS
- Computer Security – Virus Recognition and Action – DSS
- **Grade 8 Intellectual Property Basics UNIT – Featuring Donny the Downloader:** (7 lessons)
  - Creation and Copyright – OCO
  - Plagiarism and the World Wide Web – OCO
  - Peer-to-Peer Networking – OCO
  - Learn IT Before You Burn IT – OCO
  - Mock Trial Lesson and Activity – OCO
  - Let’s Talk About Intellectual Property (Review PowerPoint Lesson with Donny the Downloader) – OCO
  - Donny the Downloader on All About Piracy PowerPoint Lesson – OCO
- Grade 8 Identifying Online Predators – OCC
- Avoiding Online Predators – OCC
- Developing Online Predator Awareness – OCC
- Technology Foundation Series: Converting Analog to Digital – CML
- Technology Foundation Series: Innovation through the 20<sup>th</sup> Century – CML
- App-titude: Evaluating Apps for Education – CML
- Wise Use of Wikis – CML
- Informing with Infographics – CML
- App-titude: Understanding and Using Apps – CML
- Current Events: Media and Society – CML
- Introduction to Media Literacy – CML

**Continued on next page ↓**

- The Power of Media – CML
- Web Site Validity and Reliability – CML
- Responsibility In A Digital Literacy World – CML
- Successful Searches for Better Digital Literacy – CML
- **Internet Safety and Security: Learning through Literacy CCSS Model-Aligned Series:** (4 lessons)
  - Janice and Maria - A Bullying Story – CML
  - Katie - A Cyber Predator Story – CML
  - Mark - A Computer Virus Story – CML
  - Culminating Activity – CML
- **Integrated Math and Internet Safety UNIT:** (4 lessons)
  - Introduction to Graphing with Internet Safety – IOE
  - More Graphing with Internet Safety – IOE
  - Survey and Statistics with Internet Safety – IOE
  - Statistics and Algebraic Equations with Internet Safety – IOE
- iDrive Youth Empowerment Resources (5 Items counted as one lesson) – IOE 
- **Service Learning Curriculum:** (8 lessons)
  - Public Service Announcements – IOE
  - Student Assembly Experience – IOE
  - Community Leaders Meeting – IOE
  - Brochure Creation/Distribution – IOE
  - Orientation Presentation – IOE
  - i-PARENT Presentation – IOE
  - Library Safe Card Program – IOE
  - Community Posters – IOE

<b><u>Lesson Type</u></b>	<b><u>Implementation Strategy Options – GRADE 8</u></b>	<b><u>Lessons Taught</u></b>
E-Rate	#1-Teach 1 CB, 1 AOB and 1 SN lesson	3
	#2-Teach 1 CB, 1 AOB and 1 SN lesson <u>PLUS</u> 1-3 other lessons	4-6
	#3-Teach 1 CB and 1 SN lesson <u>PLUS</u> the Online Personal Safety Unit	6
	#4-Teach 1 CB lesson, the Online Personal Safety UNIT <u>PLUS</u> any 1-2 SN lessons	6-7
	#5- Teach 1-2 CB lessons the Online Personal Safety UNIT <u>PLUS</u> 1 SN lesson	6-7
	#6-Teach 1-2 CB lessons, the Online Personal Safety Unit <u>PLUS</u> the Identity Safety UNIT	8-9
	#7-Teach 2 CB lessons, the Online Personal Safety Unit <u>PLUS</u> any 4-7 SN lessons	10-13
	#8-Teach 2 CB lessons, the Online Personal Safety Unit <u>PLUS</u> any 8-11 SN lessons	14-17

**ALSO TEACH ANY PORTION OF ONE OF THE FOLLOWING OPTIONS:**

e-Safety	#1-Teach 1 DCC and 1 DSS and 1 OCC lesson	3
	#2-Teach 1 DCC, 1 DS, 1 DSS and 1 OCC lesson	4
	#3-Teach 1 DCC, 1 DS, 1 DSS, 1 OCC and 1 CML lesson	5
	#4-Teach 1-2 DCC, 1 DS, 1 DSS, 1 OCC; 1 CML and 1 IOE lesson	6-7
	#5-Teach any 8-10 (DCC, DS, DSS, OCC, CML, IOE) lessons	8-10

**OR CONSIDER TEACHING ANY OF THE FOLLOWING FOCUS TOPIC OPTIONS:**



Continued on next page ↓

<b>DS FOCUS – Substance Abuse</b>	
#6-Teach the “Substance Abuse Issues in an Online Culture” lessons (7) <u>PLUS</u> any 3 (DCC, DS, DSS, OCC, CML, IOE) lessons	10
<b>DS FOCUS – Cell Phones</b>	
#7-Teach the “Cell Phone UNIT” lessons (7) <u>PLUS</u> any 3 (DCC, DS, DSS, OCC, CML, IOE) lessons	10
<b>DSS FOCUS – Cyber Security</b>	
#8-Teach the “Cyber Security UNIT” lessons (5) <u>PLUS</u> any 5 (DCC, DS, OCC, CML, IOE) lessons	10
<b>OCO FOCUS – Intellectual Property</b>	
#9-Teach the “Intellectual Property UNIT” lessons (7) <u>PLUS</u> any 3 (DCC, DS, DSS, OCC, CML, IOE) lessons	10
<b>CML FOCUS – Digital Literacy</b>	
#10-Teach all 5 CML lessons PLUS any 5 (DCC, DS, DSS, OCC, IOE) lessons	10
<b>IOE FOCUS – Integrated Math and Internet Safety</b>	
#11-Teach the “Integrated Math and Internet Safety UNIT” lessons (4) <u>PLUS</u> any 6 (DCC, DS, DSS, OCC, CML) lessons	10
<b>IOE FOCUS – Service Learning</b>	
#12-Teach the “Service Learning Curriculum” lessons (8) <u>PLUS</u> any 3-7 (DCC, DS, DSS, OCC, CML) lessons	11-15

<b>Code</b>	<b>MODULE Topics</b>
<b>DCC</b>	Digital Communication & Citizenship
<b>DS</b>	Digital Safety
<b>DSS</b>	Digital Security Skills & Practices
<b>OCC</b>	Online Contacts & Connections
<b>OCO</b>	Online Creativity & Ownership
<b>CML</b>	21 <sup>st</sup> Century Media Literacy
<b>IOE</b>	ICT Outreach & Empowerment
<b>AOB</b>	Appropriate Online Behavior (E-Rate)
<b>CB</b>	Cyber Bullying (E-Rate)
<b>SN</b>	Social Networking & Chat rooms (E-Rate)

## Implementation Strategy Options – Grades 9-12

### E-Rate Lessons (31):

- Online Privacy – AOB
- Real World Issues for Debate – AOB
- Video Webcast Lesson – “Pornography on the Web” – AOB
- Video Webcast Lesson – Privacy and the Internet – AOB
- Video Posting: Choices and Consequences – AOB
- **Thinking Things Through Series: (2 lessons)**
  - Video Sharing – AOB
  - Online Friending – AOB
- Cyber Bullying – CB
- Cyber Bullying: Internet and Cell Phone Harassment – CB
- Video Webcast lesson – Cyber Harassment: Online Bullying and Stalking – CB
- Twitter in the High School Classroom – SN
- A Web 2.0 World – SN
- Consequences of Photo Sharing – SN
- **Identity Safety UNIT: (3 lessons with guide)**
  - Who Are You Online: An Exploration of Identity – SN
  - Identity and Online Safety Issues – SN
  - Identity and Online Security Risk Issues – SN
- Online Social Networking: A New Way to Socialize – SN
- Social Networking Risks – SN
- App-titude: Real-Time Photo Chatting – AOB
- Video Webcast Lesson – Cyber Relationships – SN
- Video Webcast Lesson – Social Issues – SN
- Your Digital Footprint – SN
- **Inquiry Learning: Social Networking and Privacy – Facebook (5 lessons)** 
  - Guided Inquiry
  - Exploring Privacy Settings
  - Default vs. Customized Settings
  - Facial Recognition
  - Photo Tagging and Privacy
- **Instagram Guide for Education (4 lessons)** 
  - Instagram – My Experience
  - Instagram – A Closer Look
  - Build or Bust (Your Reputation)
  - Instagram – Beyond the Selfie

-----

### e-Safety Lessons ( 77):

- Cyber Community Survey – DCC
- **Citizens of World 2.0 Series: Origins of the Net (4 lessons)**
  - Mainframe Computers – DCC
  - Timesharing – DCC
  - Changing the Concept of Computers – DCC
  - Military Origins of the Net: Packet-Switching– DCC
- **Citizens of World 2.0 Series: Infrastructure of the Information Age (3 lessons)**
  - Setting the Stage for ARPANET – DCC
  - IMP in a Subset – DCC
  - The Internet is a Physical Thing – DCC
- Emerging Leaders: Cyber Citizens – DCC
- History of the Internet – DCC
- Online Freedoms and the Culture of the Internet Community – DCC
- Online Gambling – DCC
- Negative Networking: Terrorists, Gangs, and Cults – DCC
- Safety In Online Gaming – DCC

Continued on next page ↓

**Fairy Tale Debates:** (4 lessons/stories)

- The Pig Family – DCC
- Uma Duck a.k.a. UGLY – DCC
- Goldy Locks and the Three Bears – DCC
- Henny Penny – DCC

**Acceptable Use Policies UNIT:** (2 lessons)

- Know Your Code of Conduct – DS
- Learn About Acceptable Use Policies (AUP) – DS

- Cyber Safety and Photo Management – DS
- Identity Theft – DS
- Legal Trends in Cyber Safety and Security – DS
- Online Shopping Risks – DS
- Risk Assessment – DS
- Advanced Textiquette: Twitter Safety Strategies – DS

**Substance Abuse Issues in an Online Culture (Workbook):** (7 lessons)

- Understanding Substance Abuse Concerns – DS
- Sorting It Out: Misuse of Prescription Drugs and OTCs – DS
- Medical and Pharmaceutical Information Online – DS
- Peer Pressure Online – DS
- Online Advertising – DS
- The Online Drug Culture and Social Networking – DS
- Enrichment Activity – Wrap It Up! – DS

**Digital Age Health Issues Mini-Lesson Series:** (7 lessons)

- Vision-Related Problems – DS
- Headaches and Seizures – DS
- Musculoskeletal Problems – DS
- Sleep Problems, Münchausen – DS
- Syndrome by Interne – DS
- Cyberchondria – Internet-Induced Health Anxiety – DS
- Addiction, Anxiety and Depression – DS

**Cell Phone UNIT:** (7 lessons)

- Cell Phone Basics – DS
- Cell Phone Safety – Understanding Texting – DS
- Cell Phone Safety – Understanding Cell Photos/Sexting – DS
- Cell Phone Safety – Mobile Harassment – DS
- Cell Phones and Mobility – DS
- Cell Phones and School – DS
- Wrap up and Review – DS


- Homeland Security – DSS
- Malware Protection – DSS
- Phishing & Pharming Scams – DSS
- Video Webcast Lesson – Cyber Security: Malicious Code – DSS
- Video Webcast Lesson – Security Cyber Citizenship – DSS
- Copyright and Fair Use – OCO
- Cyber Ethics and Peer to Peer Networks – OCO

**Learn B4U Burn UNIT:** (4 lessons)

- Music Makers: Behind The Scenes Victims – OCO
- Music Copyright Basics – OCO
- Peer-to-Peer Networking – OCO
- Learn Before You Burn – OCO

- Video Webcast Lesson – Intellectual Property – OCO
- Online Relationships – OCC
- Risk and Research: “Willing Participation” – OCC
- Wise Use of Wikis – CML
- Informing with Infographics – CML
- App-titude: Underessanding and Using Apps – CML
- Introduction to Media Literacy – CML
- The Power of Media – CML
- Web Site Validity and Reliability – CML

**Continued on next page ↓**

- Multitasking and Technology – CML
  - iDrive Youth Empowerment Resources (5 Items counted as one lesson) – IOE 
- Service Learning Curriculum:** (8 lessons)
- Public Service Announcements – IOE
  - Student Assembly Experience – IOE
  - Community Leaders Meeting – IOE
  - Brochure Creation/Distribution – IOE
  - Orientation Presentation – IOE
  - i-PARENT Presentation – IOE
  - Library Safe Card Program – IOE
  - Community Posters – IOE

**Lesson Type      Implementation Strategy Options – GRADES 9-12      Lessons Taught**

E-Rate	#1-Teach 1 CB, 1 AOB and 1 SN lesson	3
	#2-Teach 1 CB, 1 AOB and 1 SN lesson <u>PLUS</u> 1-3 other lessons	4-6
	#3-Teach 2 CB, 2 AOB and 2 SN lessons <u>PLUS</u> 1-4 other lessons	7-10
	#4-Teach 2 CB, 3 AOB and 6-8 SN lessons	11-13
	#5-Teach 2 CB, 3 AOB and 9-10 SN lessons	14-15

**ALSO TEACH ANY PORTION OF ONE OF THE FOLLOWING OPTIONS:**

e-Safety	#1-Teach 1 DCC and 1 DSS and 1 OCC lesson	3
	#2-Teach 1-2 DCC, 1 DS, 1 DSS and 1 OCC lesson	4-5
	#3-Teach 1-2 DCC, 1 DS, 1 DSS, 1 OCC and 1 CML lesson	5-6
	#4-Teach 1-3 DCC, 1 DS, 1 DSS, 1 OCC; 1 CML and 1 IOE lesson	6-8
	#5-Teach any 9-10 (DCC, DS, DSS, OCC, CML, IOE) lessons	9-10

**OR CONSIDER TEACHING ANY OF THE FOLLOWING FOCUS TOPIC OPTIONS:**

**DS FOCUS – Substance Abuse**

#6-Teach the “Substance Abuse Issues in an Online Culture” lessons (7) <u>PLUS</u> any 3 (DCC, DS, DSS, OCC, CML, IOE) lessons	10
--	----

**DS FOCUS – Cell Phones**

#7-Teach the “Cell Phone UNIT” lessons (7) <u>PLUS</u> any 3 (DCC, DS, DSS, OCC, CML, IOE) lessons	10
--	----

**DSS FOCUS – Cyber Security**

#8-Teach all 5 DSS lessons <u>PLUS</u> any 5 (DCC, DS, OCC, CML, IOE) lessons	10
---	----

**OCO FOCUS – Intellectual Property**

#9-Teach the “Learn B4U Burn UNIT” lessons (4) and any 2 other OCO lessons <u>PLUS</u> any 4 (DCC, DS, DSS, OCC, CML, IOE) lessons	10
--	----

**CML FOCUS – Digital Literacy**

#10-Teach all 3 CML lessons <u>PLUS</u> any 7 (DCC, DS, DSS, OCC, IOE) lessons	10
--	----

**IOE FOCUS – Service Learning**

#11-Teach the “Service Learning Curriculum” lessons (8) <u>PLUS</u> any 3-7 (DCC, DS, DSS, OCC, CML) lessons	11-15
--	-------

<b>Code</b>	<b>MODULE Topics</b>
<b>DCC</b>	Digital Communication & Citizenship
<b>DS</b>	Digital Safety
<b>DSS</b>	Digital Security Skills & Practices
<b>OCC</b>	Online Contacts & Connections
<b>OCO</b>	Online Creativity & Ownership
<b>CML</b>	21 <sup>st</sup> Century Media Literacy
<b>IOE</b>	ICT Outreach & Empowerment
<b>AOB</b>	Appropriate Online Behavior (E-Rate)

**Continued on next page ↓**

**CB** Cyber Bullying (E-Rate)  
**SN** Social Networking & Chat rooms (E-Rate)